




one brush



two brushes



one box



two boxes

(A.) Add -s or -es to make them more than one.

One	More than one
1. traintrains.....
2. schoolschools.....
3. pencilpencils.....
4. crowcrows.....
5. nestnests.....
6. doordoors.....

One	More than one
7. classclasses.....
8. glassglasses.....
9. bushbushes.....
10. foxfoxes.....
11. benchbenches.....
12. potatopotatoes.....

Some naming words end with -f or -fe, and they change to -ves when we change these naming words from one to more than one.

(B.) Change -fe, -f to -ves and fill the blanks.




one leaf



four leaves



one knife



three knives

- One**
1. one loaf
 2. one wolf
 3. one thief
 4. one knife

- More than one**
- two loaves
 - three wolves
 - four thieves
 - five knives

C Now, change these words from *one* to *more than one* in the same way.

- | | |
|--------------|-----------------------|
| 1. one city | two cit <i>ies</i> |
| 2. one fairy | three fair <i>ies</i> |
| 3. one story | four stor <i>ies</i> |
| 4. one diary | five diar <i>ies</i> |
| 5. one lily | six lil <i>ies</i> |


Now, let us learn some other words which mean more than one.

One	More than one	One	More than one
1. to <i>oth</i>	teeth	5. child	child <i>ren</i>
2. ma <i>n</i>	men	6. go <i>ose</i>	geese
3. mo <i>use</i>	mice	7. ox	oxen
4. fo <i>ot</i>	feet	8. woma <i>n</i>	women

D Read the following words and tick (✓) the words which mean *more than one*.

- | | | | |
|---|--|--|---|
| 1. man <input type="checkbox"/> | men <input checked="" type="checkbox"/> | 2. feet <input checked="" type="checkbox"/> | foot <input type="checkbox"/> |
| 3. child <input type="checkbox"/> | children <input checked="" type="checkbox"/> | 4. women <input checked="" type="checkbox"/> | woman <input type="checkbox"/> |
| 5. tables <input checked="" type="checkbox"/> | table <input type="checkbox"/> | 6. glass <input type="checkbox"/> | glasses <input checked="" type="checkbox"/> |

- (E) Use the words in the box to make words which mean *more than one* and fill in the blanks with those words. The first one is done for you.



sandwich girl book pencil picture box story

Anju keeps her pencils in the pencil box and her books in the school bag. She goes to school.

Other girls ... play with her. They paint pictures in the drawing book. They take out their lunch boxes and eat sandwiches. The teacher tells them stories and helps them read books. They are happy.

- (F) Look at the picture.
Now, tick (✓) the things you see in the picture.

cherry	<input type="checkbox"/>	cherries	<input checked="" type="checkbox"/>
table	<input checked="" type="checkbox"/>	tables	<input type="checkbox"/>
leaf	<input checked="" type="checkbox"/>	leaves	<input type="checkbox"/>
toy	<input type="checkbox"/>	toys	<input checked="" type="checkbox"/>

